

Introductory sub-table (I)(a)

Name of the Company: Vidhi Dyestuffs Manufacturing Limited

Scrip Code, Name of the scrip, class of security: 53717, VIDHIDYE, Equity

Quarter ended: September 30, 2014

Partly paid-up shares:-	No. of partly paid-up shares	As a % of total no. of partly paid-up shares	As a % of total no. of shares of the company
Held by promoter/promoter group	0		0
Held by public	0		0
<b>Total</b>	<b>0</b>		<b>0</b>

Outstanding convertible securities:- No. of outstanding securities	As a % of total no. of outstanding convertible securities	As a % of total no. of shares of the company, assuming full conversion of the convertible securities
Held by promoter/promoter group	0	0
Held by public	0	0
<b>Total</b>	<b>0</b>	<b>0</b>

Warrants:-	No. of warrants	As a % of total no. of warrants	As a % of total no. of shares of the company, assuming full conversion of warrants
Held by promoter/promoter group	0		0
Held by public	0		0
<b>Total</b>	<b>0</b>		<b>0</b>


Total paid-up capital of the company, assuming full conversion of warrants and convertible securities

49945000




**Statement Showing Shareholding Pattern**

Category code	Category of Shareholder	Number of Shares	Table (I)(a)			Total shareholding as a percentage of total number of shares		Shares Pledged or otherwise encumbered	As a percentage
			Total number of shares	Number of shares held in dematerialized form	Number of shares	As a percentage of (A+B) <sup>1</sup>	As a percentage of (A+B+C)		
(I)	(II)	(III)	(IV)	(V)	(VI)	(VII)	(VIII)	(IX) = (VIII)/(IV)*100	
(A)	Shareholding of Promoter and Indian								
(a)	Individuals/ Hindu Undivided Family	2	32101000	32101000	64.27	64.27	0	0.00	
(b)	Central Government/ State Government(s)	0	0	0	0.00	0.00	0	0.00	
(c)	Bodies Corporate	0	0	0	0.00	0.00	0	0.00	
(d)	Financial Institutions/ Banks	0	0	0	0.00	0.00	0	0.00	
(e)	Any Others(Specify)	0	0	0	0.00	0.00	0	0.00	
(e-i)					0.00	0.00		0.00	
(e-ii)					0.00	0.00		0.00	
	<b>Sub Total(A)(1)</b>	<b>2</b>	<b>32101000</b>	<b>32101000</b>	<b>64.27</b>	<b>64.27</b>	<b>0</b>	<b>0.00</b>	
<b>2</b>	<b>Foreign</b>								
a	Individuals (Non-Residents Individuals/ Foreign Individuals)	0	0	0	0.00	0.00	0	0.00	
b	Bodies Corporate	0	0	0	0.00	0.00	0	0.00	
c	Institutions	0	0	0	0.00	0.00	0	0.00	
d	Qualified Foreign Investor	0	0	0	0.00	0.00	0	0.00	



e	Any Others(Specify)	0	0	0	0	0.00	0.00	0	0.00
e-i						0.00	0.00		0.00
e-ii									
	Sub Total(A)(2)	0	0	0	0	0.00	0.00	0	#DIV/0!
	Total Shareholding of Promoter and	2	32101000	32101000	64.27	64.27	0	0.00	
(B)	Public shareholding								
1	Institutions								
(a)	Mutual Funds/ UTI	0	0	0	0.00	0.00	0	0.00	
(b)	Financial Institutions/ Banks	0	0	0	0.00	0.00	0	0.00	
(c)	Central Government/ State Government(s)	0	0	0	0.00	0.00	0	0.00	
(d)	Venture Capital Funds	0	0	0	0.00	0.00	0	0.00	
(e)	Insurance Companies	0	0	0	0.00	0.00	0	0.00	
(f)	Foreign Institutional Investors	0	0	0	0.00	0.00	0	0.00	
(g)	Foreign Venture Capital Investors	0	0	0	0.00	0.00	0	0.00	
(h)	Qualified Foreign Investor	0	0	0	0.00	0.00	0	0.00	
(i)	Any Other (Specify)	0	0	0	0.00	0.00	0	0.00	
(i-i)					0.00	0.00			
(i-ii)									
	Sub-Total (B)(1)	0	0	0	0.00	0.00	0.00		
B 2	Non-institutions								
(a)	Bodies Corporate	125	1972707	1946697	3.95	3.95			
(b)	Individuals				0.00	0.00			
1	Individuals - i. Individual shareholders holding nominal share capital up to Rs 1 lakh	2762	10885466	10252366	21.79	21.79			



II	ii. Individual shareholders holding nominal share capital in excess of Rs. 1 lakh.										
(c)	Qualified Foreign Investor	21	4573316	4573316	9.16	9.16					
		0	0	0	0.00	0.00					
(d)	Any Other (specify): (d-i) Clearing Member	19	191472	191472	0.38	0.38					
(d-ii)	NRI	22	196039	126039	0.39	0.39					
(d-iii)	Director	1	25000	25000	0.05	0.05					
	Sub-Total (B)(2)	2950	17844000	17114890	35.73	35.73					
(B)	Total Public Shareholding (B)= (B)(1)+(B)(2)	2950	17844000	17114890	35.73	35.73					
	TOTAL (A)+(B)	2952	49945000	49215890	100.00	100.00					
(C)	Shares held by Custodians and against which Depository Receipts have been issued										
i)	Promoter and Promoter Group	0	0	0	0.00	0.00					
2	Public	0	0	0	0.00	0.00					
	Sub-Total (C)	0	0	0	0	0					
	GRAND TOTAL (A)+(B)+(C)	2952	49945000	49215890	100.00	100.00			0		0.00



Sr.No	Notes
1	
2	
3	
4	
5	
6	
7	
8	
9	



(D)(b) Statement showing holding of securities (including shares, warrants, convertible securities) of persons belonging to the category "Promoter and Promoter Group"


Sr. No.	Name of the shareholder	Details of Shares held			Encumbered shares (*)		Details of warrants		Details of convertible securities		Total shares (including underlying shares assuming full conversion of warrants and convertible securities) as a % of diluted share capital
		Number of shares held	As a % of grand total (A)+(B)+(C)	No.	As a percentage (V)=(VI)/(III)*100	As a % of grand total (A)+(B)+(C) of sub-clause (I)(a)	Number of warrants held	As a % of total number of warrants of the same class	Number of convertible securities held	As a % of total number of convertible securities of the same class	
(i)	(ii)	(iii)	(iv)	(v)	(vi)=(v)/(iii)*100	(vii)	(viii)	(ix)	(x)	(xi)	(xii)
1	Bipin M Manek	14110333	28.25	0	0.00	0.00	0	0	0	0	28.25
2	Pravina B Manek	17990667	36.02	0	0.00	0.00	0	0	0	0	36.02
3			0.00	0	#DIV/0!	0.00	0	0	0	0	
4			0.00		#DIV/0!	0.00		#DIV/0!		#DIV/0!	
5			0.00		#DIV/0!	0.00		#DIV/0!		#DIV/0!	
6			0.00		#DIV/0!	0.00		#DIV/0!		#DIV/0!	
7			0.00		#DIV/0!	0.00		#DIV/0!		#DIV/0!	
8			0.00		#DIV/0!	0.00		#DIV/0!		#DIV/0!	
9			0.00		#DIV/0!	0.00		#DIV/0!		#DIV/0!	
10			0.00		#DIV/0!	0.00		#DIV/0!		#DIV/0!	
11			0.00		#DIV/0!	0.00		#DIV/0!		#DIV/0!	
	TOTAL	32101000	64.27	0	0.00	0.00	0	#DIV/0!	0	#DIV/0!	64.27

(\*) The term "encumbrance" has the same meaning as assigned to it in regulation 28(3) of the SAST Regulations, 2011




**(1)(c)(i) Statement showing holding of securities (including shares, warrants, convertible securities) of persons belonging to the category "Public" and holding more than 1% of the total number of shares**

Sr. No.	Name of the shareholder	Number of shares held	Shares as a percentage of total number of shares {i.e., Grand Total (A)+(B)+(C) indicated in Statement at para (1)(a) above}	Details of warrants		Details of convertible securities		Total shares (including underlying shares assuming full conversion of warrants and convertible securities) as a % of diluted share capital
				Number of warrants held	As a % total number of warrants of the same class	Number of convertible securities held	% w.r.t total number of convertible securities of the same class	
1	Deepika Ganatra	1062316	2.13	0	0	0	0	2.13
2			0.00		#DIV/0!		#DIV/0!	
3			0.00		#DIV/0!		#DIV/0!	
4			0.00		#DIV/0!		#DIV/0!	
5			0.00		#DIV/0!		#DIV/0!	
6			0.00		#DIV/0!		#DIV/0!	
7			0.00		#DIV/0!		#DIV/0!	
8			0.00		#DIV/0!		#DIV/0!	
9			0.00		#DIV/0!		#DIV/0!	
10			0.00		#DIV/0!		#DIV/0!	
<b>TOTAL</b>		<b>1062316</b>	<b>2.13</b>	<b>0</b>	<b>#DIV/0!</b>	<b>0</b>	<b>#DIV/0!</b>	<b>2.13</b>



(D)(c)(ii) Statement showing holding of securities (including shares, warrants, convertible securities) of persons (together with PAC) belonging to the category "Public" and holding more than 5% of the total number of shares of the company

Sr. No.	Name(s) of the shareholder(s) and the Persons Acting in Concert (PAC) with them	Number of shares	Shares as a percentage of total number of shares {i.e., Grand Total (A)+(B)+(C) indicated in Statement at para (D)(a) above}	Details of warrants		Details of convertible securities		Total shares (including underlying shares assuming full conversion of warrants and convertible securities) as a % of diluted share capital
				Number of warrants	As a % total number of warrants of the same class	Number of convertible securities held	% w.r.t total number of convertible securities of the same class	
1			0.00		#DIV/0!		#DIV/0!	
2			0.00		#DIV/0!		#DIV/0!	
3			0.00		#DIV/0!		#DIV/0!	
4			0.00		#DIV/0!		#DIV/0!	
5			0.00		#DIV/0!		#DIV/0!	
6			0.00		#DIV/0!		#DIV/0!	
7			0.00		#DIV/0!		#DIV/0!	
8			0.00		#DIV/0!		#DIV/0!	
9			0.00		#DIV/0!		#DIV/0!	
10			0.00		#DIV/0!		#DIV/0!	
<b>TOTAL</b>		<b>0</b>	<b>0.00</b>	<b>0</b>	<b>#DIV/0!</b>	<b>0</b>	<b>#DIV/0!</b>	<b>0</b>







(II)(a) Statement showing details of Depository Receipts (DRs)

Sr. No.	Type of outstanding DR (ADRs, GDRs, SDRs, etc.)	Number of outstanding DRs	Number of shares underlying outstanding DRs	Shares underlying outstanding DRs as a percentage of total number of shares {i.e., Grand Total (A)+(B)+(C) indicated in Statement at para (I)(a) above}
1				0.00
2				0.00
3				0.00
4				0.00
5				0.00
6				0.00
7				0.00
8				0.00
9				0.00
<b>TOTAL</b>		<b>0</b>	<b>0</b>	<b>0.00</b>



(11)(b) Statement showing holding of Depository Receipts (DRs), where underlying shares held by "promoter/promoter group" are in excess of 1% of the total number of shares

Sr. No.	Name of the DR Holder	Type of outstanding DR (ADRs, GDRs, SDRs, etc.)	Number of shares underlying outstanding DRs	Shares underlying outstanding DRs as a percentage of total number of shares {i.e., Grand Total (A)+(B)+(C) indicated in Statement at para (1)(a) above}
1				0.00
2				0.00
3				0.00
4				0.00
5				0.00
6				0.00
7				0.00
8				0.00
9				0.00
TOTAL			0	0.00

